

## WASHBASINS, VANITY WASHBASIN, VANITY WASHBASINS SUBWAY 2.0

### PRODUCT INFORMATION

#### 1 . POSITION



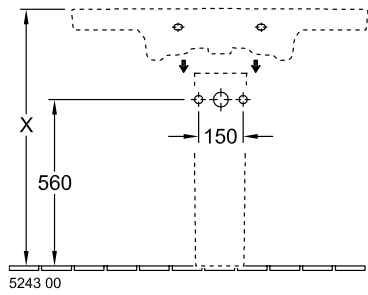
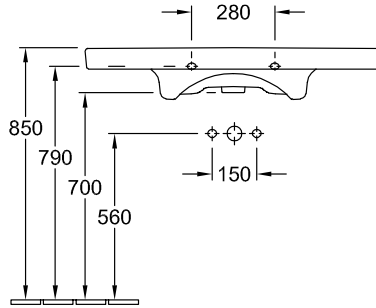
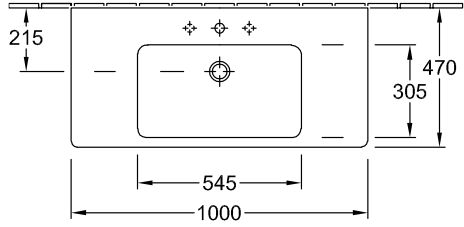
Model	7175A0
Width	1000 mm
Depth	470 mm
Weight	27,45 kg
Description	Sanitary ceramics wall fixation EN 31, EN 14688 Optionally available: Outlet valve with ceramic cover.
Tap fitting / Tap hole remark	suitable for 3-hole tap fittings, central tap hole punched out
Overflow remark	with overflow
Material	Sanitary ceramics
Specification texts	Subway 2.0; Vanity washbasin; Sanitary ceramics; Size: 1000 x 470 mm; Rectangle; suitable for 3-hole tap fittings, central tap hole punched out; with overflow; wall fixation; EN 31, EN 14688; Optionally available: Outlet valve with ceramic cover.

### COLOURS

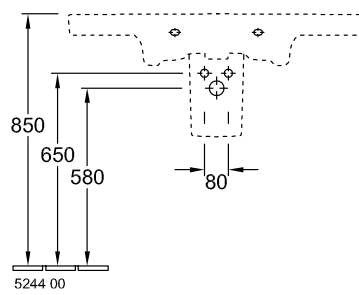
White Alpin	7175A001	4047289986805
White Alpin CeramicPlus	7175A0R1	4047289986812
Star White CeramicPlus	7175A0R2	4047289986829
Pergamon CeramicPlus	7175A0R3	4047289986836

TECHNICAL DRAWINGS

7175A0



5243 00



5244 00